

Sussex Research

Benchmarks for the New-Physics Search through CP Violation in $B_0 \rightarrow p_0 K_S$

Robert Fleischer, Sebastian Jaeger, Dan Pirjol, Jure Zupan

Publication date

01-06-2008

Licence

This work is made available under the **Copyright not evaluated** licence and should only be used in accordance with that licence. For more information on the specific terms, consult the repository record for this item.

Citation for this work (American Psychological Association 7th edition)

Fleischer, R., Jaeger, S., Pirjol, D., & Zupan, J. (2008). *Benchmarks for the New-Physics Search through CP Violation in $B_0 \rightarrow p_0 K_S$* (Version 1). University of Sussex. <https://hdl.handle.net/10779/uos.23354063.v1>

Published in

Physical Review D

Link to external publisher version

<https://doi.org/10.1103/PhysRevD.78.111501>

Copyright and reuse:

This work was downloaded from Sussex Research Open (SRO). This document is made available in line with publisher policy and may differ from the published version. Please cite the published version where possible. Copyright and all moral rights to the version of the paper presented here belong to the individual author(s) and/or other copyright owners unless otherwise stated. For more information on this work, SRO or to report an issue, you can contact the repository administrators at sro@sussex.ac.uk. Discover more of the University's research at <https://sussex.figshare.com/>

Benchmarks for the new-physics search through CP violation in $B^0 \rightarrow \pi^0 K_S$

Robert Fleischer,¹ Sebastian Jäger,¹ Dan Pirjol,² and Jure Zupan^{1,3,4}

¹Theory Division, Department of Physics, CERN, CH-1211 Geneva 23, Switzerland

²National Institute for Physics and Nuclear Engineering, Department of Particle Physics, 077125 Bucharest, Romania

³J. Stefan Institute, Jamova 39, 1000 Ljubljana, Slovenia

⁴Faculty of Mathematics and Physics, University of Ljubljana, Jadranska 19, 1000 Ljubljana, Slovenia

(Received 22 June 2008; published 10 December 2008)

Using isospin relations, we predict the standard model correlation between $S_{\pi^0 K_S} \equiv (\sin 2\beta)_{\pi^0 K_S}$ and $A_{\pi^0 K_S}$, the mixing-induced and direct CP asymmetries of $B^0 \rightarrow \pi^0 K_S$. The calculation uses flavor $SU(3)$ only to fix the isospin-3/2 amplitude through the $B^\pm \rightarrow \pi^\pm \pi^0$ branching ratio, and thus has a small irreducible theoretical error. It can reach percent level precision thanks to expected future lattice-QCD progress for the calculation of the relevant $SU(3)$ -breaking form-factor ratio, and serves as a benchmark for new-physics searches. We obtain an interesting picture in the $A_{\pi^0 K_S}$ - $S_{\pi^0 K_S}$ plane, where the current experimental data show a discrepancy with the standard model, and comment on the direct CP asymmetries of $B^0 \rightarrow \pi^- K^+$ and $B^+ \rightarrow \pi^0 K^+$. A modified electroweak penguin with a large new CP -violating phase can explain the discrepancy and allows us to accommodate also the corresponding data for other $b \rightarrow s$ penguin-dominated decays.

DOI: 10.1103/PhysRevD.78.111501

PACS numbers: 13.25.Hw, 11.30.Er

Intriguing experimental results for observables of non-leptonic $b \rightarrow s$ decays [1] have been receiving considerable attention for several years, where the “ $B \rightarrow \pi K$ puzzle” is an important example (see, e.g., [2–7]). The challenge is to disentangle possible signals of new physics (NP) from uncertainties that are related to strong interactions. In this context, a particularly interesting probe is offered by the time-dependent CP asymmetry in $B^0 \rightarrow \pi^0 K_S$,

$$\frac{\Gamma(\bar{B}^0(t) \rightarrow \pi^0 K_S) - \Gamma(B^0(t) \rightarrow \pi^0 K_S)}{\Gamma(\bar{B}^0(t) \rightarrow \pi^0 K_S) + \Gamma(B^0(t) \rightarrow \pi^0 K_S)} = A_{\pi^0 K_S} \cos(\Delta M_d t) + S_{\pi^0 K_S} \sin(\Delta M_d t), \quad (1)$$

where $S_{\pi^0 K_S}$ arises from interference between mixing and decay, and $A_{\pi^0 K_S}$ is the “direct” CP asymmetry. In the standard model (SM), we have—up to doubly Cabibbo-suppressed terms—in the following expressions [8]:

$$A_{\pi^0 K_S} \approx 0, \quad S_{\pi^0 K_S} \equiv (\sin 2\beta)_{\pi^0 K_S} \approx \sin 2\beta, \quad (2)$$

where β is one of the angles in the standard unitarity triangle of the Cabibbo-Kobayashi-Maskawa matrix. The current world average is [1]

$$(\sin 2\beta)_{\pi^0 K_S} = 0.58 \pm 0.17, \quad (3)$$

which should be compared with the “reference” value following from $B^0 \rightarrow J/\psi K_S$ and similar modes

$$(\sin 2\beta)_{J/\psi K_S} = 0.681 \pm 0.025. \quad (4)$$

The search for NP signals in the CP asymmetries of $B^0 \rightarrow \pi^0 K_S$ requires a reliable SM prediction of $S_{\pi^0 K_S}$ and/or $A_{\pi^0 K_S}$. In this paper, we show that $S_{\pi^0 K_S}$ can be calculated in the SM as a function of $A_{\pi^0 K_S}$, with projected

irreducible theoretical errors at the percent level. The starting point is the isospin relation [9]

$$\begin{aligned} \sqrt{2}A(B^0 \rightarrow \pi^0 K^0) + A(B^0 \rightarrow \pi^- K^+) \\ = -[(\hat{T} + \hat{C})e^{i\gamma} + \hat{P}_{\text{ew}}] \equiv 3A_{3/2}; \end{aligned} \quad (5)$$

a similar relation holds for the CP -conjugate amplitudes, with $A_{3/2} \rightarrow \bar{A}_{3/2}$ and $\gamma \rightarrow -\gamma$. Here, \hat{T} , \hat{C} and \hat{P}_{ew} are, respectively, the color-allowed tree, color-suppressed tree, and electroweak penguin (EWP) contributions [10]. The subscript of $A_{3/2}$ reminds us that the πK final state has isospin $I = 3/2$, so that the individual QCD penguin contributions cancel in (5). $S_{\pi^0 K_S}$ can be written as

$$S_{\pi^0 K_S} = \frac{2|\bar{A}_{00}A_{00}|}{|\bar{A}_{00}|^2 + |A_{00}|^2} \sin(2\beta - 2\phi_{\pi^0 K_S}), \quad (6)$$

with $A_{00} \equiv A(B^0 \rightarrow \pi^0 K^0)$ and $\bar{A}_{00} \equiv A(\bar{B}^0 \rightarrow \pi^0 \bar{K}^0)$ [11]. If $A_{3/2}$ and $\bar{A}_{3/2}$ are known, $2\phi_{\pi^0 K_S} = \arg(\bar{A}_{00}A_{00}^*)$ can be fixed through (5), as shown in Fig. 1. In order to determine $A_{3/2}$, we first rewrite the lower line of (5) as

$$3A_{3/2} = -(\hat{T} + \hat{C})(e^{i\gamma} - qe^{i\omega}). \quad (7)$$

In the SM, the ratio $qe^{i\omega} \equiv -\hat{P}_{\text{ew}}/(\hat{T} + \hat{C})$ is given by

$$qe^{i\omega} = \frac{-3}{2\lambda^2 R_b} \frac{C_9(\mu) + C_{10}(\mu)}{C_1(\mu) + C_2(\mu)} R_q = 0.66 \times \frac{0.41}{R_b} R_q, \quad (8)$$

where $\lambda \equiv |V_{us}| = 0.22$, $R_b = 0.41 \pm 0.04 \propto |V_{ub}/V_{cb}|$ is a unitarity triangle side (value follows from [12]), and the C s are Wilson coefficients. If we assume exact $SU(3)$ flavor symmetry and neglect penguin contractions, we have $R_q = 1$ [11,13], while we shall use $R_q = 1 \pm 0.3$ for the numerical analysis (results are robust with respect

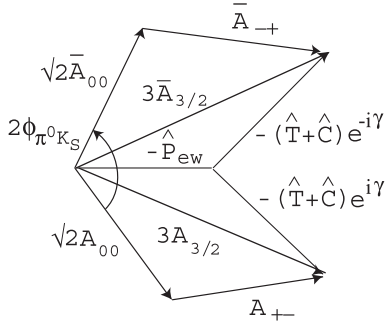


FIG. 1. The isospin relations (5) in the complex plane. The magnitudes of the amplitudes, $|A_{ij}| \equiv |A(B \rightarrow K^i \pi^j)|$ and $|\bar{A}_{ij}| \equiv |\bar{A}(B \rightarrow K^i \pi^j)|$, can be obtained from the corresponding branching ratios and direct CP asymmetries listed in Table I, while $A_{3/2}$ and $\bar{A}_{3/2}$ are fixed through (8) and (9).

to the strong phase ω). Since $qe^{i\omega}$ factorizes at leading order in the $1/m_b$ expansion, R_q can be well predicted using factorization techniques and future input from lattice QCD.

$SU(3)$ flavor symmetry allows us furthermore to fix $|\hat{T} + \hat{C}|$ through the $b \rightarrow d$ decay $B^+ \rightarrow \pi^+ \pi^0$ [14]

$$|\hat{T} + \hat{C}| = R_{T+C} |V_{us}/V_{ud}| \sqrt{2} |A(B^+ \rightarrow \pi^+ \pi^0)|, \quad (9)$$

where the tiny EWP contributions to $B^+ \rightarrow \pi^+ \pi^0$ were neglected, but could be included using isospin [11,15]. We stress that (9) does *not* rely on further dynamical assumptions. For the $SU(3)$ -breaking parameter $R_{T+C} \sim f_K/f_\pi$, we use the value 1.22 ± 0.2 , where the error is quite conservative, as discussed below.

Relations (7)–(9) allow us to determine $A_{3/2}$ and $\bar{A}_{3/2}$, thereby fixing the two isospin triangles in Fig. 1. Since the triangles can be flipped around the $A_{3/2}$ and $\bar{A}_{3/2}$ sides, we encounter a fourfold ambiguity (not shown). Using (6), $S_{\pi^0 K_S}$ is determined as well. The corresponding prediction

is shown in Fig. 2, where we keep $A_{\pi^0 K_S}$ as a free parameter. For the implementation of this construction, we express the curves in Fig. 2 in parametric form [2] as functions of a strong phase δ_c , defined through

$$r_c e^{i\delta_c} = (\hat{T} + \hat{C})/\hat{P}, \quad (10)$$

where \hat{P} is the $B^0 \rightarrow \pi^- K^+$ penguin amplitude [10]. We find that no solutions exist for certain ranges of δ_c , separating the full $[0^\circ, 360^\circ]$ range into two regions. They contain $\delta_c = 0^\circ$ or 180° and correspond to the left and right panels of Fig. 2, respectively. As one circles the trajectory in either panel by changing δ_c , each value of this strong phase in the respective interval is attained twice. In order to illustrate this feature, we show—for central values of the input data/parameters—points corresponding to various choices of δ_c . The bands show the 1σ variations obtained by adding in quadrature the errors due to all input data/parameters. Moreover, we assume $\gamma = 65^\circ \pm 10^\circ$ [16,17]. This angle will be determined with excellent accuracy thanks to CP violation measurements in pure tree B decays at the LHCb experiment (CERN).

In order to resolve the fourfold ambiguity in Fig. 2, we need further information on r_c , δ_c : i) r_c can be determined if we fix $|\hat{T} + \hat{C}|$ through $\text{BR}(B^+ \rightarrow \pi^+ \pi^0)$ [see (9)] and $|\hat{P}|$ through $\text{BR}(B^+ \rightarrow \pi^+ K^0) \propto |\hat{P}|^2 + \dots$, where the dots represent negligible doubly Cabibbo-suppressed terms that are already strongly constrained by data [18]. In the left panel of Fig. 3, the corresponding r_c constraint is shown at the “charged” circle. ii) Using the $SU(3)$ flavor symmetry and other plausible dynamical assumptions [2], a fit to all available $B \rightarrow \pi\pi$ data yields the $\pi\pi$ curves. Since BaBar and Belle do not fully agree on the measurement of the direct CP asymmetry in $B^0 \rightarrow \pi^+ \pi^-$ [1], we show in the right panel of Fig. 3 the corresponding allowed regions separately. We observe that the data imply $\delta_c \sim (0\text{--}30)^\circ$, in agreement with the heavy-quark expansion

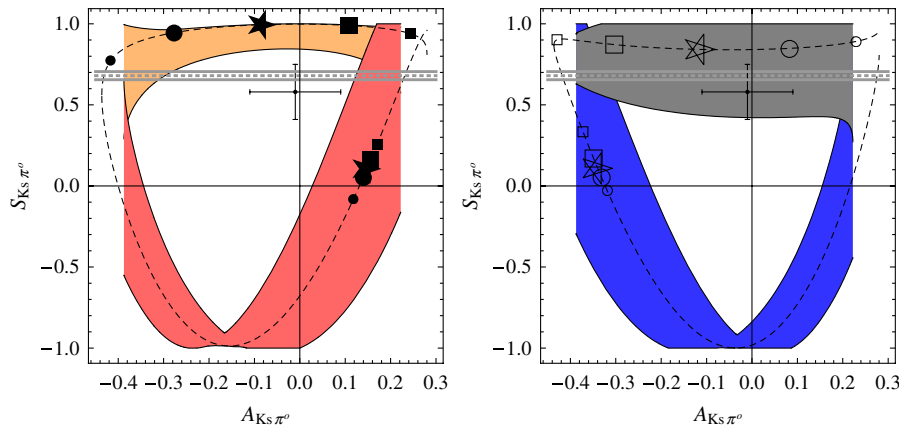


FIG. 2 (color online). The SM constraints in the $A_{\pi^0 K_S}$ – $S_{\pi^0 K_S}$ plane, as explained in the text. Left panel: contains $\delta_c \approx 0^\circ$ (consistent with QCD), with $\delta_c = -60^\circ$ (small circle), -30° (large circle), 0° (star), 30° (large square), 60° (small square). Right panel: contains $\delta_c \approx 180^\circ$ (not consistent with QCD), with $\delta_c = 120^\circ$ (small circle), 150° (large circle), 180° (star), 210° (large square), 240° (small square). The shaded horizontal bands represent the value of $(\sin 2\beta)_{J/\psi K_S}$ in (4).

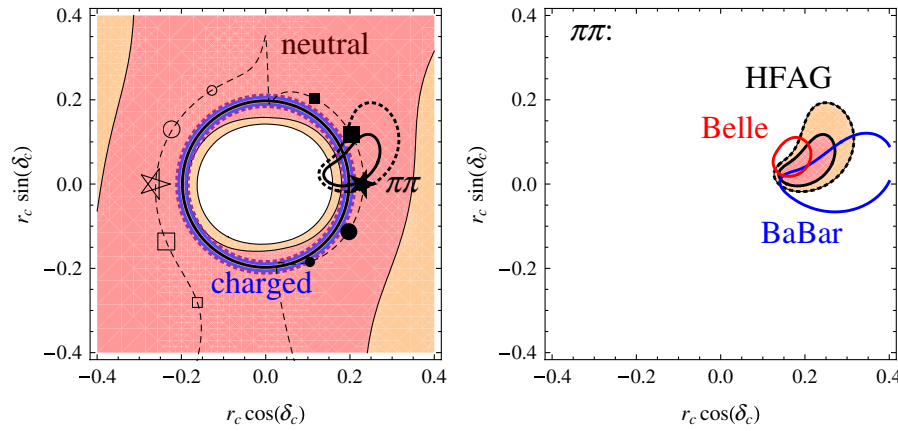


FIG. 3 (color online). The constraints on $r_c e^{i\delta_c}$ that follow from the current data, as discussed in the text. Left panel: $B \rightarrow \pi K$ and $B \rightarrow \pi\pi$ constraints (the symbols to label δ_c correspond to those in Fig. 2). Right panel: $B \rightarrow \pi\pi$ constraints for the BaBar and Belle data for $A_{\pi^+\pi^-}$ and the HFAG average. The solid and dotted lines refer to 1σ and 90% C.L. ranges, respectively.

analyses in [4,19,20], differing in their treatment of non-perturbative charm-penguin contributions. Consequently, we can exclude the solutions shown in the right panel of Fig. 2, and are left with the twofold solution in the left panel. However, the lower band corresponds to r_c values of the “neutral” region in the left panel of Fig. 3 that are far off the right of the displayed region, drastically inconsistent both with the $B \rightarrow \pi\pi$ data and with the heavy-quark limit.

Consequently, we are left with the thin horizontal part of the upper band in the left panel of Fig. 2, which we show enlarged in Fig. 4. Using the experimental value for $A_{\pi^0 K_S}$, we obtain the SM prediction

$$S_{\pi^0 K_S} = 0.99^{+0.01}_{-0.08}|_{\text{exp}} + 0.000^{+0.000}_{-0.001}|_{R_{T+C}} + 0.00^{+0.00}_{-0.11}|_{R_q} + 0.00^{+0.00}_{-0.07}|_{\gamma}, \quad (11)$$

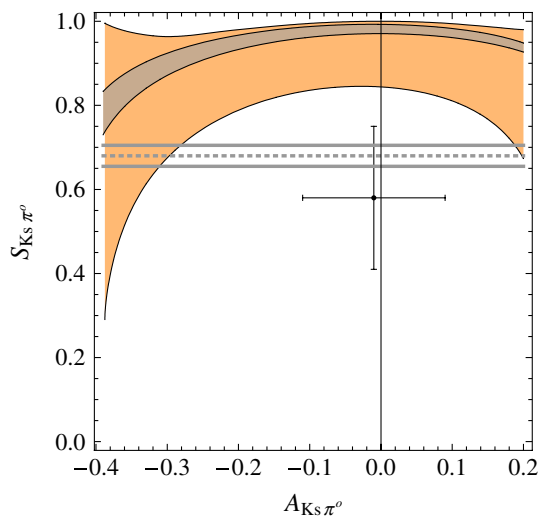


FIG. 4 (color online). The correlation in the $A_{\pi^0 K_S}$ – $S_{\pi^0 K_S}$ plane for a future benchmark scenario (narrow band) in comparison with the current situation (wider band), as explained in the text.

which is about 2 standard deviations away from the experimental result in (3). It should be noted that (11) depends on the input data collected in Table I.

In Fig. 4, we show the future theory error benchmark for the SM constraint in the $A_{\pi^0 K_S}$ – $S_{\pi^0 K_S}$ plane. Both R_q (8) and R_{T+C} (9) factorize at leading order in the $1/m_b$ expansion, and can be well predicted using input from lattice QCD. It should be stressed that “charming penguins” do not enter these ratios. As a working tool, we use the approach of Beneke, Buchalla, Neubert, and Sachrajda (BBNS)[4,19], but similar conclusions can be reached using Ref. [20] (where also derivatives of form factors would be needed). The key parameter is R_q , which dominates the current theoretical error (11). Its uncertainty is governed by the $SU(3)$ -breaking form-factor ratio $\xi_{\pi K} \equiv F^{B \rightarrow K}(0)/F^{B \rightarrow \pi}(0)$. If we assume $\xi_{\pi K} = 1.2(1 \pm 0.03)$, i.e., a 20% determination of the $SU(3)$ -breaking corrections, as an optimistic—but achievable—goal for lattice QCD, we obtain the BBNS result $R_q = (0.908^{+0.052}_{-0.043})e^{i(0^{+1})^\circ}$, to be compared with the present value $R_q = (1.02^{+0.27}_{-0.22})e^{i(0^{+1})^\circ}$ [21]. Similarly, we find $R_{T+C} = 1.23^{+0.02}_{-0.03}$, where the increase of precision is very mild as the form-factor dependence essentially cancels out. Setting, moreover, the uncertainties of the experimental inputs to zero, while keeping central values fixed, we obtain a prediction of $S_{\pi^0 K_S}$ with errors at the percent level, as shown in Fig. 4. Consequently, the irreducible theory

TABLE I. World averages of experimental data after ICHEP08 used in the numerical analyses (see also [1]).

Mode	BR [10^{-6}]	A_{CP}	S_{CP}
$\bar{B}^0 \rightarrow \pi^+ K^-$	19.4 ± 0.6	-0.098 ± 0.012	–
$\bar{B}^0 \rightarrow \pi^0 \bar{K}^0$	9.8 ± 0.6	-0.01 ± 0.10	0.58 ± 0.17
$B^+ \rightarrow \pi^+ \pi^0$	5.59 ± 0.41	$\equiv 0$	–
$B^0 \rightarrow \pi^+ \pi^-$	5.16 ± 0.22	0.38 ± 0.06	-0.65 ± 0.07
$B^0 \rightarrow \pi^0 \pi^0$	1.55 ± 0.19	0.43 ± 0.25	–

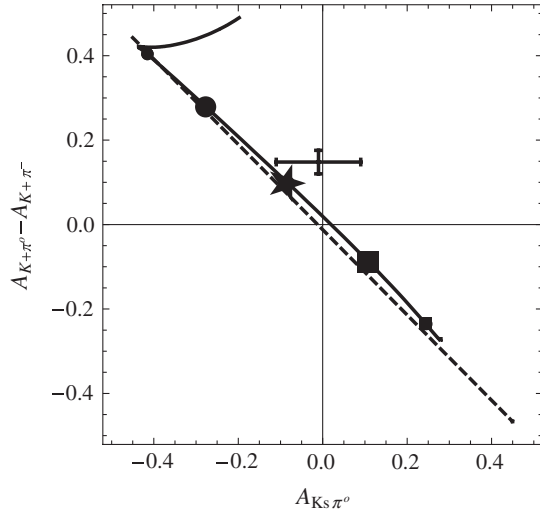


FIG. 5. The SM correlation between $A_{\pi^0 K^+} - A_{\pi^- K^+}$ and $A_{\pi^0 K_S}$ for central values of inputs, with hadronic parameters fixed as for Fig. 2 (solid), or following from the sum rule for rate differences [24] (dashed). The dependence on δ_c is as in Fig. 2 and is constrained to SM values (upper curve in Fig. 2(a)).

error of our proposed method for predicting $S_{\pi^0 K_S}$ in the SM is much smaller than in calculations using only the $1/m_b$ expansion, and makes it promising for a future e^+e^- super- B factory (for a review, see, e.g., Ref. [22]).

Before turning to the interpretation of the current experimental data in terms of NP, let us briefly comment on the difference of direct CP asymmetries $A_{\pi^0 K^+} - A_{\pi^- K^+}$, which recently received quite some attention as a possible sign of NP [23]. Figure 5 shows the SM correlation between this difference and the CP asymmetry $A_{\pi^0 K_S}$, keeping $A_{\pi^- K^+}$ fixed. It depends on CP -averaged $B \rightarrow \pi K$ branching ratios and γ , and becomes equivalent to the sum rule for rate differences [24] when neglecting higher orders in subleading amplitudes. We see that current data

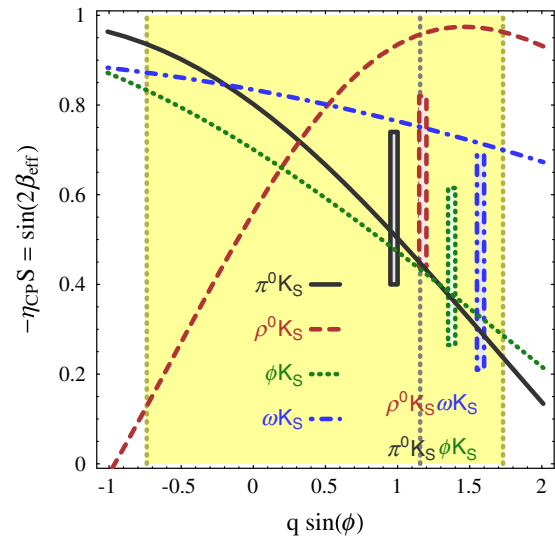


FIG. 7 (color online). Mixing-induced CP asymmetries for a set of penguin-dominated B^0 decays as functions of $q \sin(\phi)$, with $q \cos(\phi)$ fixed to 0.6. The vertical bars depict the experimental 1σ ranges [1]. The 1σ range (vertical band) and best-fit values (dashed line) for $q \sin \phi$ from Fig. 6 are also shown.

(cross) can be accommodated in the SM within the error on $A_{\pi^0 K_S}$, although hadronic amplitudes then deviate from the $1/m_b$ pattern (see also Ref. [7]). It would be desirable to reduce this uncertainty in the future.

Let us now consider a NP scenario, which allows us to resolve the discrepancy between (3) and (11). Following [2], we assume that NP manifests itself effectively in the data as a modified EWP with a CP -violating NP phase ϕ , i.e., $q \rightarrow qe^{i\phi}$ in (7). Here, q can differ from the SM value in (8). Since δ_c is rather small, the impact of this type of NP on $A_{\pi^0 K_S}$ and $A_{\pi^0 K^+}$ is suppressed. In Fig. 6, we show constraints on $qe^{i\phi}$ from two χ^2 fits, using only the $B \rightarrow \pi K$ data or both the $B \rightarrow \pi K$ and $B \rightarrow \pi\pi$ data. The latter have a strong impact on the allowed region of $qe^{i\phi}$ [2,7],

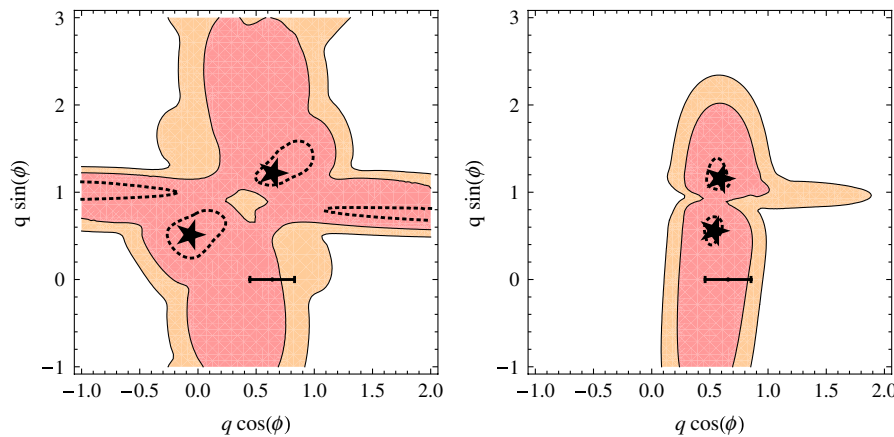


FIG. 6 (color online). Constraints on $qe^{i\phi}$. Left panel: χ^2 fit, using only the $B \rightarrow \pi K$ data. Right panel: χ^2 fit, using both the $B \rightarrow \pi K$ and $B \rightarrow \pi\pi$ data. The inner and outer regions correspond to 1σ and 90% C.L., respectively, while the stars denote the minima of the fits. The 90% C.L. regions with 10 times more data lie inside the dotted lines (see also the text).

yielding two almost degenerate minima, $q = 1.3 \pm 0.4$, $\phi = (63^{+10}_{-9})^\circ$ and $q = 0.8^{+0.2}_{-0.3}$, $\phi = (45^{+18}_{-28})^\circ$. We also show the 90% C.L. regions (dashed curves) that correspond to a future scenario, assuming the benchmark value of R_q used in Fig. 4 and ten times more data, with central values fixed to the present χ^2 minimum. In the χ^2 fits we allow all ratios of $SU(3)$ -related amplitudes to fluctuate flatly around f_K/f_π within 30% in magnitude and 30° in phase.

The possibility of resolving the discrepancy between (3) and (11) through a modified EWP is intriguing. We next illustrate that the observed pattern of the mixing-induced CP asymmetries in other penguin-dominated $b \rightarrow s$ decays [1] can also be accommodated in the same NP scenario. In Fig. 7, we show the results of a BBNS calculation of the S parameters for four channels of this kind: we assume that all electroweak Wilson coefficients are rescaled by the same factor $qe^{i\phi}$, and use as input the preferred data set “G” of [21]. The value of $qe^{i\phi}$ is then varied along a contour that runs vertically through the

preferred region in Fig. 6. Unlike the SM, the modified EWP scenario allows us to accommodate the data well (see also, e.g., [7,25]).

The same is true for a more specific scenario where the effective FCNC couplings of the Z boson at the weak scale are suitably modified. Since $S_{\eta'K_S}$ receives a tiny, negative shift from $\sin 2\beta$, in agreement with the data, we do not show this in Fig. 7.

In conclusion, we have demonstrated that the SM correlation in the $A_{\pi^0 K_S} - S_{\pi^0 K_S}$ plane can be predicted reliably in the SM, with small irreducible theoretical errors, and have shown that the resolution of the present discrepancy with the data can be achieved through a modified EWP sector, with a large CP -violating NP phase.

We would like to thank D. Becirevic, M. Della Morte, and A. Kronfeld for useful discussions of lattice QCD. S. J. is supported in part by the RTN European Program MRTN-CT-2004-503369.

-
- [1] E. Barbiero *et al.* (Heavy Flavour Averaging Group Collaboration), arXiv:0704.3575; updates are available at <http://www.slac.stanford.edu/xorg/hfag/>.
 - [2] A. J. Buras *et al.*, Phys. Rev. Lett. **92**, 101804 (2004); Nucl. Phys. **B697**, 133 (2004).
 - [3] T. Yoshikawa, Phys. Rev. D **68**, 054023 (2003); M. Gronau and J. L. Rosner, Phys. Lett. B **572**, 43 (2003); A. J. Buras *et al.*, Eur. Phys. J. C **32**, 45 (2003); V. Barger *et al.*, Phys. Lett. B **598**, 218 (2004); Y. L. Wu and Y. F. Zhou, Phys. Rev. D **72**, 034037 (2005); T. Feldmann *et al.*, J. High Energy Phys. 08 (2008) 066; S. Baek *et al.*, Phys. Rev. D **71**, 057502 (2005); S. Baek and D. London, Phys. Lett. B **653**, 249 (2007); K. Agashe *et al.*, arXiv:hep-ph/0509117.
 - [4] M. Beneke and M. Neubert, Nucl. Phys. **B675**, 333 (2003).
 - [5] M. Gronau and J. L. Rosner, Phys. Rev. D **71**, 074019 (2005); Phys. Lett. B **644**, 237 (2007).
 - [6] M. Gronau *et al.*, Phys. Rev. D **74**, 093003 (2006).
 - [7] R. Fleischer *et al.*, Eur. Phys. J. C **51**, 55 (2007).
 - [8] R. Fleischer, Phys. Lett. B **365**, 399 (1996).
 - [9] Y. Nir and H. R. Quinn, Phys. Rev. Lett. **67**, 541 (1991); M. Gronau *et al.*, Phys. Rev. D **52**, 6374 (1995).
 - [10] We are using a notation very similar to [2], with $\hat{T} \equiv |V_{ub}V_{us}|\mathcal{T}'$, $\hat{C} \equiv |V_{ub}V_{us}|\mathcal{C}'$ and $\hat{P} \equiv |V_{cb}V_{cs}|(\mathcal{P}'_t - \mathcal{P}'_c)$, while the quantities q , ω , r_c and δ_c agree with [2].
 - [11] A. J. Buras and R. Fleischer, Eur. Phys. J. C **11**, 93 (1999).
 - [12] T. Mannel, seminar given at CERN, May 8th, 2008.
 - [13] M. Neubert and J. L. Rosner, Phys. Rev. Lett. **81**, 5076 (1998).
 - [14] M. Gronau *et al.*, Phys. Rev. Lett. **73**, 21 (1994).
 - [15] M. Gronau *et al.*, Phys. Rev. D **60**, 034021 (1999); **69**, 119901(E) (2004).
 - [16] M. Bona *et al.* (UTfit Collaboration), J. High Energy Phys. 07 (2005) 028; updates: <http://utfit.roma1.infn.it/>.
 - [17] J. Charles *et al.* (CKMfitter Group), Eur. Phys. J. C **41**, 1 (2005); updates: <http://ckmfitter.in2p3.fr/>.
 - [18] R. Fleischer, Eur. Phys. J. C **52**, 267 (2007).
 - [19] M. Beneke *et al.*, Phys. Rev. Lett. **83**, 1914 (1999).
 - [20] C. W. Bauer *et al.*, Phys. Rev. D **70**, 054015 (2004); **74**, 034010 (2006); A. R. Williamson and J. Zupan, Phys. Rev. D **74**, 014003 (2006).
 - [21] M. Beneke and S. Jäger, Nucl. Phys. **B768**, 51 (2007).
 - [22] T. E. Browder *et al.*, arXiv:0802.3201.
 - [23] S.-W. Lin *et al.* (Belle Collaboration), Nature (London) **452**, 332 (2008).
 - [24] M. Gronau and J. L. Rosner, Phys. Rev. D **74**, 057503 (2006).
 - [25] G. Buchalla *et al.*, J. High Energy Phys. 09 (2005) 074; M. Beneke, Phys. Lett. B **620**, 143 (2005).